



**Overall Score (Max Marks: 7500)**

2478.66

**Zone**

Rank #97 (Out of 437)

**State**

Rank #3 (Out of 52)

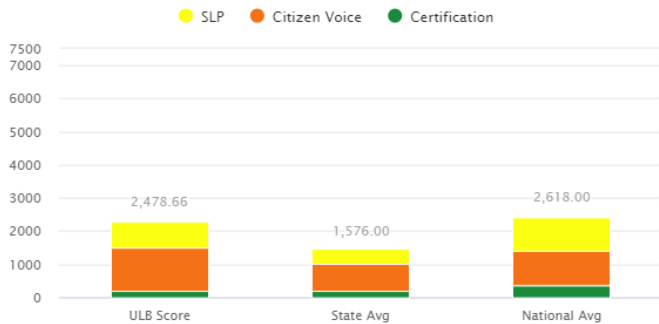
| Service Level Progress | Max Marks   | Score         |
|------------------------|-------------|---------------|
| Quarter 1              | 400         | 50.15         |
| Quarter 2              | 600         | 72.23         |
| Quarter 3              | 2000        | 737.68        |
| <b>Total</b>           | <b>3000</b> | <b>860.06</b> |

| Citizen Voice                             | Max Marks   | Score          |
|---|-------------|----------------|
| Citizen Feedback                          | 600         | 450.51         |
| Citizen Engagement                        | 650         | 390.00         |
| Citizen's Experience                      | 325         | 245.90         |
| Swachhta App                              | 400         | 252.20         |
| Innovation & Best Practices 6.1           | 75          | 0.00           |
| Disaster / Epidemic Response Preparedness | 200         | 80.00          |
| <b>Total</b>                              | <b>2250</b> | <b>1418.61</b> |

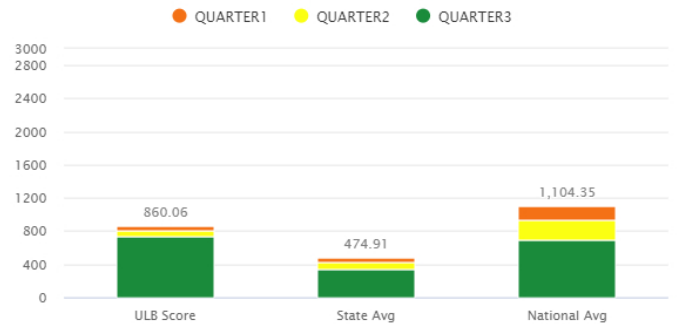
| Certification     | Max Marks   | Score         |
|-------------------|-------------|---------------|
| GFC Star Rating   | 1250        | 0.00          |
| ODF Certification | 1000        | 200.00        |
| <b>Total</b>      | <b>2250</b> | <b>200.00</b> |

**ULB Performance**

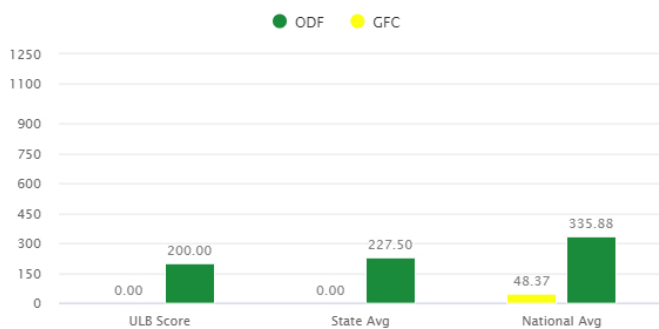
**SS2022 Score (Max Marks: 7500)**



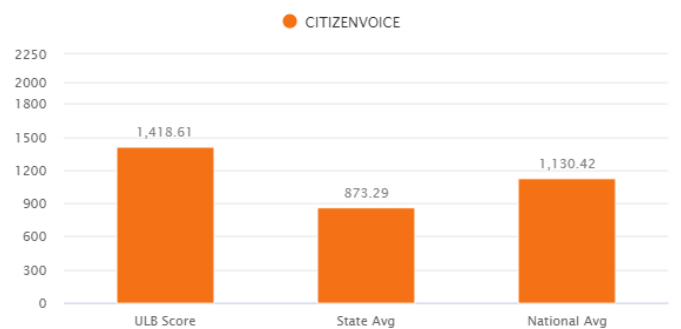
**Service Level Progress (Max Marks: 3000)**



**Certification (Max Marks: 2250)**



**Citizen Voice (Max Marks: 2250)**



### Service Level Progress

| Code  | Question  | Max Marks | Quarter 3 |
|---|---|-----------|-----------|
| <b>Segregated Collection</b>                            |   |           |           |
| Q1.1  | Percentage of Wards covered with 100% segregation at source   | 300       | 205.20    |
| Q1.2  | Total waste generated Vs Percentage (%) of Waste Collected  | 60        | 60.00     |
| Q1.3  | Cleaning of Public Areas: 100% Wards are Clean and well maintained in the ULB   | 130       | 103.82    |
| Q1.4A   | No visible solid waste in and zero encroachment around Storm Water Drains/Nallah  | 50        | 27.41     |
| Q1.4B   | No visible solid waste in and zero encroachment around water bodies   | 25        | 12.18     |
| Q1.5  | Ban on the use, sale and storage of non-biodegradable plastic bags/plastic products less than 75 microns, in compliance with Plastic Waste Management Rules 2021  | 60        | 54.60     |
| Q1.6  | 3R Principles: Whether initiatives taken to reduce generation of waste? (Quarterly Progress)  | 60        | 40.00     |
| Q1.7A   | Benefits extended to all Sanitary workers i.e. workforce engaged under/through Jaagirdari system, SHG, NGO, private agency etc.   | 60        | 45.00     |
| Q1.7B   | Benefits extended to all Informal Waste Pickers i.e. Informal Workers identified by the ULB   | 75        | 0.00      |
| Q1.8  | Capacity Building of All Staff - Sanitary Inspector & Above (Excluding Commissioner/EO) 100% Staff Completed minimum 4 Courses through e-Learning platform of Swachh Bharat Mission (U)   | 80        | 0.00      |
| <b>Processing &amp; Disposal</b>                        |   |           |           |
| Q2.1  | Percentage of Wet waste processing capacity of functional plants  | 100       | 90.00     |
| Q2.2  | Percentage of wet waste being processed out of total wet waste collected and finished products (output) further sold.   | 150       | 110.00    |
| Q2.3  | Whether capacity of dry waste processing facility/facilities in the city is matching with the total dry waste collected in the city?  | 80        | 70.00     |
| Q2.4  | Dry waste being processed out of total dry waste collected  | 100       | 80.00     |
| Q2.5  | Percentage of total sanitary and domestic hazardous waste (*menstrual waste and baby/adult diapers and others**) collected (either collected separately at source or received from MRF Centre) is treated, either by ULB or through third party managing bio-medical waste. Hazardous waste from Hospitals, Nursing homes/clinics/Labs etc. not considered. | 100       | 40.00     |
| Q2.6A   | Any mechanism in place to collect and process/re-use Construction & Demolition (C&D) waste.   | 50        | 0.00      |
| Q2.6B   | Any mechanism in place to manage Construction & Demolition (C&D) waste  | 70        | 50.00     |
| Q2.7  | Percentage of collectable waste going to the sanitary landfill  | 100       | 0.00      |
| Q2.8  | Remediation of all identified dumpsites   | 120       | 0.00      |
| Q2.9  | Is the landfill in the city a sanitary landfill? Or Zero landfill city  | 80        | 0.00      |
| Q2.10   | On-site wet waste processing by non-bulk waste generators   | 70        | 50.00     |
| Q2.11   | Onsitewet waste processing and handing over segregated dry waste by Bulk Waste Generators   | 80        | 35.00     |
| Q2.12   | Percentage of Operational Cost for SWM covered by Only User Charges   | 100       | 0.00      |
| <b>Sustainable Sanitation &amp; Safaimitra Suraksha</b> |   |           |           |
| Q3.1  | Percentage of covered sewerage network or septic tanks.   | 50        | 13.87     |
| ---   | ---   | ---       | ---       |

|              |  |             |                 |
|--------------|--|-------------|-----------------|
| Q3.2         | Whether capacity of FSTP /SIP is matching with faecal sludge/sewage collected  | 110         | 0.00            |
| Q3.3A        | Percentage of faecal sludge collected or sewage generated is treated at FSTP/STP   | 87          | 0.00            |
| Q3.3B        | Whether treated wastewater from STP/FSTP reused/recycled   | 57          | 0.00            |
| Q3.3C        | Whether revenue is generated by reusing/recycling the treated waste water?   | 31          | 0.00            |
| Q3.4A        | Are Public Toilets, Urinals and Community Toilets clean and user friendly  | 72          | 14.71           |
| Q3.4B        | Are Public Toilets, Urinals and Community Toilets clean and user friendly  | 72          | 1.75            |
| Q3.4C        | Are Public Toilets, Urinals and Community Toilets clean and user friendly  | 46          | 3.23            |
| Q3.5         | System & Infrastructure : Whether arrangements in place for mechanized cleaning of Septic Tanks and Sewer Lines in the ULB? Whether ULB has met basic conditions to operationalize the services      | 160         | 0.00            |
| Q3.6         | De-sludging related conditions will not be applicable on Cities with 100% sewerage coverage  | 90          | 28.94           |
| Q3.7         | Whether all citizens and ULB staff is aware about their roles & responsibilities   | 40          | 0.00            |
| Q3.8         | Capacity Building, Safety & Welfare : Whether all workers (including informal workers) engaged in Liquid Waste Management have been linked with social welfare schemes and trained on their job role | 85          | 25.00           |
| <b>Total</b> |  | <b>3000</b> | <b>1,160.71</b> |

### Citizen Engagement

| Code   | Question   | Max Marks | Score  |
|--------|--|-----------|--------|
| CE1.1  | Respect to our Freedom Fighters: All monuments/parks* related with India's Freedom fighters to be cleaned-up and maintained by citizens/citizens group/RWAs etc. (*under the jurisdiction of the ULB)  | 140       | 0.00   |
| CE1.2  | ONE Atmanirbhar Ward or %age of RWAs in a WARD with Zero Collection of Wet Waste by the ULB – With the active role of RWA(s) and citizens, 100% Wet Waste is Processed within the Ward only (ULB may assist with creating processing facility within the ward).  | 40        | 40.00  |
| CE1.3  | Vocal for Local 'Brand Ambassador' – Whether ULB has identified and made city-based artist/doctor/teacher/religious leader/ sportsperson or any influential person as one of their Brand Ambassadors for SS-2022?  | 30        | 0.00   |
| CE1.4  | Swachh Technology Challenge : Whether ULB has facilitated conducting Swachh Technology Challenge inviting entries from citizens, NGOs and any other citizens groups etc., to come up with solutions in the areas of social inclusion, Zero Dump (SWM), Plastic Waste Management, Transparency (Digital enablement) for helping the city in efficient SBM operations                                      | 185       | 185.00 |
| CE1.5  | Swachh Survekshan-2022 jingle, movie, poster/drawing, murals and street play competition (no age limit) by 31st December 2021 and awards to winning entries by 15th January 2022   | 25        | 25.00  |
| CE1.6  | ULB has sourced and identified Swachh Bharat Mission impacts on the citizen's life and updated each impact with pictures and one page note (maximum 250 words) uploaded on Swachh Survekshan-2022 portal, Swachh Manch, Social Media page of the ULB and FaceBook page of the ULB 15th January 2022 – these impacts to be sourced from the citizens only. (City name and ULB Code mandatory for entries) | 25        | 25.00  |
| CE1.7  | Identification and recognition of Champions – Man* and Woman* driving 'Swachh Change' in the ULB – to be identified among ULB Staff/Sanitary workers, ward councilor, CSR Lead, NGOs, SHGs etc. engaged with the ULB by 15th January 2022  | 25        | 25.00  |
| CE1.8  | Whether rankings of Swachh Ward conducted covering assessment of all Hotels, Schools, Hospitals (Healthcare facility), RWAs/Mohallas, Government Offices and Market Association – results to be uploaded on Swachh Survekshan-2022 portal, Swachhatam Portal, Social Media page of the ULB and Facebook page of the ULB by 15th January 2022. (City name and ULB Code mandatory for entries)             | 30        | 30.00  |
| CE1.9  | Zero Waste Weddings/Events/Social or Religious Functions : City/citizen is/are expected to manage at least one Zero Waste Functions between December 2021-January 2022 with zero waste coming out of the Venue.  | 50        | 50.00  |
| CE1.10 | Are Public and Community Toilets prominently displaying SBM messages designed by the Ministry or ULB around usage of Public-Community Toilets. with Swachh Survekshan-2022 logo? (cities are advised not to make use of plastic for IEC to   | 25        | 0.00   |

get marks)

|              |   |            |               |
|--------------|---|------------|---------------|
| CE1.11       | Art Work around Swachh Survekshan-2022: Hoardings/Billboards/Wall Writing/Murals/Mascot/Messaging on Commercial vehicles/Artefacts visible in all commercial/public areas of the city(cities are advised not to make use of plastic for IEC to get marks) | 25         | 0.00          |
| CE1.12       | Azadi Ka Amrit Mahotsav Circle/Chauraha: At least one circle/chauraha to be branded as AKAM Circle/Chauraha by 25th January, 2022. The location of the circle/chauraha to be geo-tagged and picture uploaded on the Swachhatam portal (IEC module).       | 50         | 10.00         |
| <b>Total</b> |   | <b>650</b> | <b>390.00</b> |

### Citizen Experience

| Code         | Question   | Max Marks  | Score         |
|--------------|--|------------|---------------|
| CX6.1        | Prioritizing aesthetics in making city Swachh -beautification of slums/old city areas, flyovers, public places ? | 75         | 53.57         |
| CX6.2        | Measures undertaken to reduce the level of dust in the air   | 150        | 116.67        |
| CX6.3        | Social Support Groups/Committees in 100% Slums (Informal Settlements) falls under the jurisdiction of ULB        | 100        | 75.66         |
| <b>Total</b> |  | <b>325</b> | <b>245.90</b> |